

## Indrejseformular til Maldiverne

Maldiverne har indført kontrol ved indrejse, så myndighederne nemmere kan opspore COVID-19-smitte og minimere ny smittespredning.

I formularen skal du blandt andet udfylde person- og helseoplysninger samt information om dit hotel på rejsemålet. Følgende sider giver et overblik over dette.

Formularen er tilgængelig online på [Imuga - Maldives Immigration](#)

**Formularen kan tidligst udfyldes 96 timer før afrejse, og den skal være udfyldt ved afrejse.**

**Alle rejsende (også børn) skal have en gyldig indrejseformular.**

Vær opmærksom på, at myndighederne med kort varsel kan ændre på indrejseformularen. **Denne version er gældende pr. 7 Juli 2022.**

# Udfyldelse af formular

Undgå at bruge oversættelsesfunktionen i din internetbrowser og lad den være på engelsk. Så undgår du fejloversættelser og misforståelser.

## 1. Du starter ved at vælge "Arrival"

IMUGA Dhivehi Passport Visa Health Declaration Maldives Border Miles Send a Letter

Traveller Health Declaration

All the travellers must submit online health declaration form within 24 hours prior your departure to Maldives.

CHINESE ENGLISH

**COVID-19 Travel Advisory**

- Effective from 23rd July 2021, Maldivians and Work Visa Holders are allowed to travel to the Maldives and to comply with the following requirements:
  - Maldivians and Work Visa holder Should hold a valid negative PCR test result with a sample taken at most 96hours prior to embarkation at first port enroute to Maldives.
  - Individual(s) who have received all the prescribed doses of a Covid-19 vaccine that has been approved by Maldives Food and Drug Authority or WHO for emergency (EUL: Status of COVID-19 Vaccines within WHO EUL/PQ evaluation process), and completed 14 (fourteen) days (prior to date of arrival) after the prescribed dose(s) of a vaccine, will not have to quarantine. Children who are not eligible for vaccination, accompanying the aforementioned individual(s) can also travel without having to quarantine. Individual(s) (including children) traveling with this exemption, should do a PCR test between 5-7 days from arrival in Maldives
  - The individual(s) who have tested positive for COVID-19 in the Maldives and recovered; if not exceeded 60 (Sixty) days from the date of positive sample collection, will not have to quarantine. Children who are not eligible for vaccination, accompanying the aforementioned individual(s) can also travel without having to quarantine. Children traveling with this exemption should undertake PCR testing between 5-7 days from arrival.
  - Those who do not fit into the criteria stated above in (b) and (c), would be required to quarantine for 14-days (fourteen) after arrival to Maldives. Such individual(s) must obtain a negative PCR test result on completion of the 14 days, before they are released from quarantine.
- Tourists must have a hotel reservation confirmation for the entire stay in a registered tourist facility.
- Effective from 26th July 2021 onwards, Tourists intending to check-in or stay at tourist facilities in inhabited islands will be Permitted if;
  - they have completed prescribed dose(s) of a COVID19 vaccine (approved by World Health Organization Emergency Use Listing (EUL) or Maldives Food and Drug Authority), and at least 14 (fourteen) days have passed after the completion of the prescribed dose(s), and
  - hold a negative result for a nucleic acid test (PCR tesQ for COVID-19 with sample taken at most 96 hours before departure from the first port of embarkation.
- Effective from 08th July 2021, Work Visa holders originating from South Asian countries are allowed to travel to the Maldives but they are obliged to comply with the **Quarantine Guidelines for Work Permit Holders Travelling from South Asia**
- Tourists are required to follow guidelines in place by the Ministry of Tourism <https://tourism.gov.mv>
- Travelers who develop COVID-19 signs and symptoms will be tested for COVID-19 and if the test result is positive, the traveler will be subject to isolation as per the Health Protection Agency protocols.
- Travelers who are contacts of COVID-19 cases will be subject to quarantine as per the Health Protection Agency protocols.

Last Updated: 30 Aug 2021

Arrival **1**  Departure

## Upload et billede af dit pas



Arrival

Choose File No file chosen

Take a photo of passport data page. Personal data captured through this image will be collected only to fill-up the Traveller Deceleration, no information will be stored or shared beyond this purpose.

Skip Upload

# Udfyldelse af formular

Du skal nu udfylde personlige oplysninger.

- 1 Vælg din nationalitet
- 2 Angiv årsagen til rejsen
- 3 Indtast dit fornavn
- 4 Indtast dit efternavn
- 5 Vælg køn
- 6 Vælg din fødselsdato
- 7 Indtast dit pasnummer
- 8 Vælg dato for, hvornår dit pas udløber
- 9 Vælg det land, hvor du er født
- 10 Indtast din mailadresse

### TRAVEL DETAILS

Port of Entry	Date of Arrival
1 <input type="text"/>	2 <input type="text"/>
Mode of Transport	Flight/Ship Number
3 <input type="text"/>	4 <input type="text"/>
Seat/Deck Number (Optional)	Duration of Stay
5 <input type="text"/>	6 <input type="text"/>
Country of Departure (Origin)	PNR Number (Booking Reference)
7 <input type="text"/>	8 <input type="text"/>
Next Destination After Maldives	Select the resort/island where you'll be staying If you are staying on a liveboard, please select K, Male*
9 <input type="text"/>	10 <input type="text"/>

# Udfyldelse af formular

Du skal nu udfylde transportoplysninger. Du finder alle informationer om dette på din billet eller på Min Side på Spies.dk

- 1. Vælg, hvilken lufthavn du skal flyve til**
- 2. Vælg ankomstdato**
- 3. Vælg, om du ankommer med fly eller med båd**  
*Rejser med Spies er som udgangspunkt med fly, og du skal derfor vælge "By air"*
- 4 Indtast dit flynummer**  
Oftest er der en mellemlanding, når man flyver til Maldiverne. Hvis du har en mellemlanding på din rejse, skal du indtaste flynummeret på flyet til Maldiverne.
- 5. Indtast dit sædenummer på flyet (Ikke obligatorisk)**
- 6. Indtast antal dage du skal være på Maldiverne**
- 7. Vælg det land, där du reser ifrån**
- 8. Skriv dit referencenummer (6 bogstaver)**  
Det finder du på dit rejsebevis fra Spies
- 9. Angiv rejsemål efter Maldiverne**
- 10. Skriv din mailadresse**

TRAVEL DETAILS	
1 Port of Entry	2 Date of Arrival
Select...	Select date
3 Mode of Transport	4 Flight/Ship Number
Select...	eg. M1123
5 Seat/Deck Number (Optional)	6 Duration of Stay
eg. 08A	Duration of Stay
7 Country of Departure (Origin)	8 PNR Number (Booking Reference)
Select...	eg. ADF657DJK
9 Next Destination After Maldives	10 Select the resort/island where you'll be staying <small>If you are staying on a liveboard, please select 'K. Male'</small>
Select...	Select...

Angiv om du har været i et land hvor der har været udbrud af Gul Feber indenfor de sidste 6 dage

The screenshot shows a digital form titled "HEALTH INFORMATION". At the top, there is a progress bar with four icons: a person, a briefcase, an asterisk, and a document. The question asks, "Have you travelled or transited in a Yellow Fever endemic country within the last 6 days?". There are two radio button options: "Yes" (unselected) and "No" (selected). Navigation buttons "Back" and "Next" are located at the bottom. The footer contains the copyright notice "© 2022. Maldives Immigration", links for "Privacy Policy" and "Terms & Conditions", and a "50" anniversary logo.

HEALTH INFORMATION

Have you travelled or transited in a Yellow Fever endemic country within the last 6 days?

Yes

No

Back Next



© 2022. Maldives Immigration  
Privacy Policy Terms & Conditions

50

**Her skal du uploade et billed af dig selv.  
Hele ansigtet skal kunne ses forfra.**

**Hat, kasket eller solbriller på ikke være med  
på billedet**

DOCUMENTS



- Show your full-frontal face.
- Face should be relaxed and centered.
- Caps, hats and dark glasses are not acceptable.
- Religious headwear is allowed but it must not cover your face.
- JPEG/PNG format, size less than 3MB.

A Photo of Yourself (.png / .jpg)

Please select a file Select files

I declare that the information I have given in this application is truthful, complete and correct and I agree to the [Terms and Conditions](#) and [Privacy Policy](#)

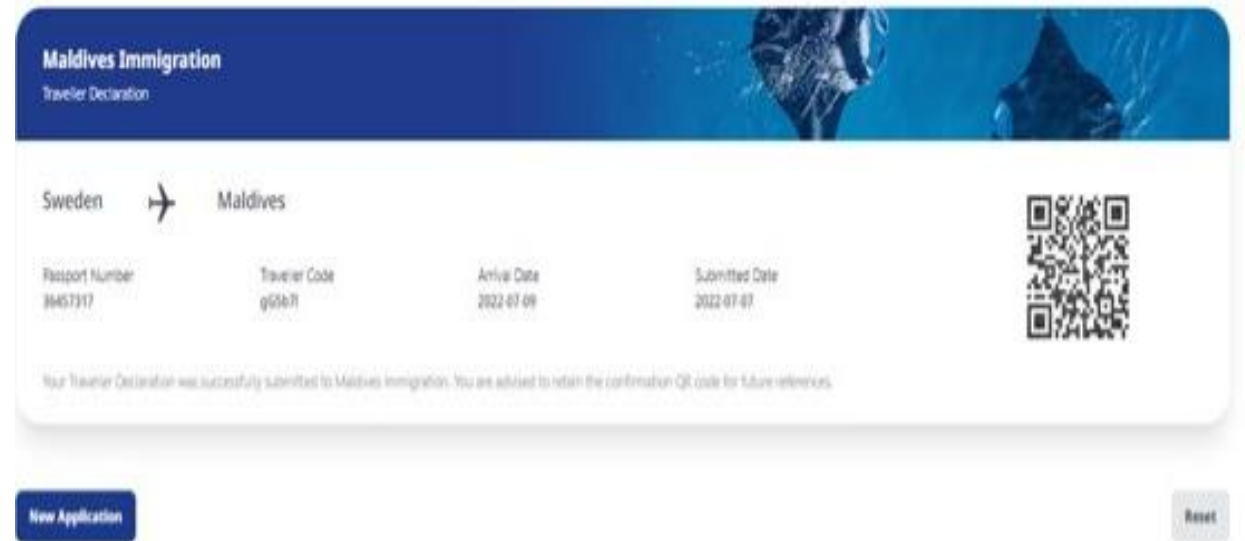
Back Submit

# Færdiggørelse

Færdig! Du har nu udfyldt formularen.

Vi anbefaler, at du gemmer al dokumentation på, at du har udfyldt formularen, hvis der skulle nogen opstå tvivl ved ankomsten til Maldiverne.

1. **Notér QR koden, og gem den, så du kan fremvise den ved ankomst til Maldiverne**



**Maldives Immigration**  
Traveler Declaration

Sweden → Maldives

Passport Number 3657317	Traveler Code y9b7l	Arrival Date 2022-07-08	Submitted Date 2022-07-07
----------------------------	------------------------	----------------------------	------------------------------

Your Traveler Declaration was successfully submitted to Maldives Immigration. You are advised to retain the confirmation QR code for future references.

New Application Reset

## **VIGTIGT!**

Som rejsende er du selv ansvarlig for at have udfyldt indrejseformularen korrekt og rettidigt inden afrejse. Hvis du ikke har udfyldt indrejseformularen, vil du blive nægtet indrejse i landet og vil derfor allerede i afrejseflythavnen blive nægtet ombordstigning. I dette tilfælde er det ikke muligt at få refunderet rejsen.